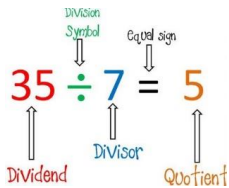




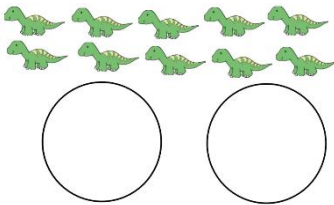
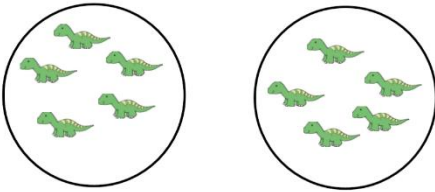


# Barby CE Primary School Calculation Policy- Division

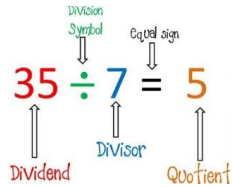


## Foundation Stage

Key Vocabulary: *sharing, halving, number patterns*




Objective & Strategy	Concrete	Pictorial	Abstract
To begin to divide by sharing.	<p>Children will use a range of resources to share concrete resources to begin to demonstrate understanding.</p> <p>Children will start with an even number and will need to share this out equally in a given group. e.g. <math>10 \div 2 = 5</math></p>  	<p>Children will understand equal groups and share items out in play and problem solving. They will count in 2s and 10s and later in 5s.</p> <p><b>Step 1:</b> Count how many you have. <b>Step 2:</b> Share them equally so each group has the same amount. <b>Step 3:</b> Count how many are in each group.</p>  	<p>Children will begin to experiment with writing division number sentences using the division symbol.</p> <p><math>10 \div 2 = 5</math></p>

# Barby CE Primary School Calculation Policy- Division

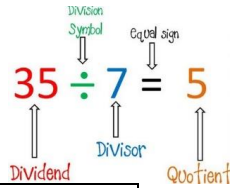


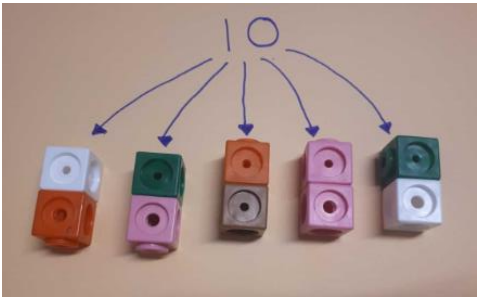

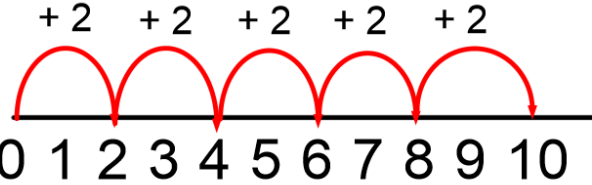

**Year 1**

**Key Vocabulary:** *division, dividing, grouping, sharing, doubling, halving, array, number pattern, equal grouping, equal sharing*

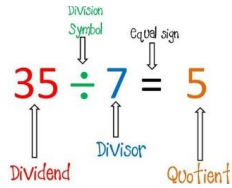
Objective & Strategy	Concrete	Pictorial	Abstract
<p>To divide by sharing</p> <p>To half a number up to 20.</p>	<p>Children will use concrete resources, including uni-fix cubes to share into equal groups. Children will also be able to half a number up to 20 by sharing into equal groups.</p>  <p><b>Stem Sentence:</b> I know there are <u>2</u> groups so I can share <u>12</u> counters which will equal <u>6</u> in each group.</p>	<p>Children will draw jottings and have pictorial representations to demonstrate knowledge of sharing into equal groups.</p> <p><math>12 \div 2 = 6</math></p>  <p>I know there are 2 groups and in each group there are 6 flowers.</p> <p><math>12 \div 2 = 6</math></p> 	<p>Children will be introduced to word problems to solve division problems.</p> <p>6 sweets are shared between 2 people. How many do they have each?</p> <p><math>12 \div 2 = 6</math></p> <p><b>Stem Sentence:</b> I know <u>12</u> divided equally between <u>2</u> groups' equals <u>6</u>.</p>

Barby CE Primary School Calculation Policy- Division






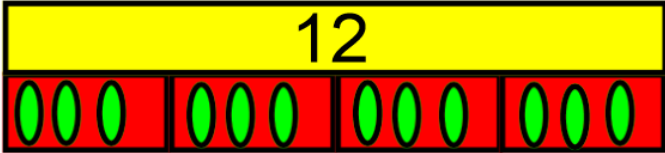
To divide by grouping.	<p>Children will begin to solve division problems, which require sorting objects and quantities into 2s, 4s, 5s and 10s.</p> <p>Children will use concrete resources such as cubes, counters or objects to aid understanding.</p> <p><math>10 \div 5 = 2</math></p>  	<p>Children will use number lines to show grouping.</p> <p><math>10 \div 2 = 5</math></p> <p>+ 2 + 2 + 2 + 2 + 2</p>  <p>Children will also experiment dividing by grouping using the bar model.</p> <p>The children will be given a number or picture representatives. This will represent the whole. They then need to split the whole into the number of groups they are dividing by and work out how many would be in each group.</p> <p>e.g. <math>10 \div 5 = 2</math></p> 	<p>There are 10 flower bulbs. Plant 2 in each pot. How many pots are there?</p> <p><math>10 \div 2 = 5</math></p> <p>There are 10 flower bulbs. Plant 5 in each pot. How many pots are there?</p> <p><math>10 \div 5 = 2</math></p>
------------------------	--	--	---

Barby CE Primary School Calculation Policy- Division



Year 2

**Key Vocabulary:** multiplication, multiply, multiplied by, multiple, grouping, doubling, array, row, column, groups of, times once, twice, three times ... ten times, repeated addition, one each, two each, three each ... ten each, equal groups of, multiplication table, multiplication fact.

Objective & Strategy	Concrete	Pictorial	Abstract
To divide by sharing.	<p>Children will use a range of concrete resources, including cubes to share objects and quantities into equal groups.</p> <p>I have 12 cubes, can you share them equally into 3 groups?</p>  	<p>Children will use pictures and shapes to share quantities.</p> <p><math>12 \div 3 = 4</math></p>  <p>Children will also be able to use the bar model to show and support their understanding. e.g. <math>12 \div 4 = 3</math></p> 	<p>Children will be writing division number sentence using the divide symbol.</p> <p><math>12 \div 3 = 4</math></p> <p><math>12 \div 4 = 3</math></p>

Barby CE Primary School Calculation Policy- Division

35 ÷ 7 = 5

Labels: Dividend (35), Division Symbol (÷), Divisor (7), Equal sign (=), Quotient (5)


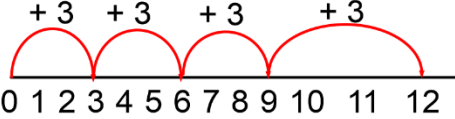


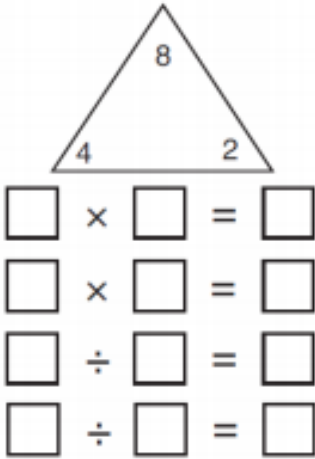
<p>To divide by grouping ( repeated addition)</p>	<p>Children will begin to solve division problems, which require sorting objects and quantities into 2s, 4s, 5s and 10s.</p> <p>Children will use concrete resources such as cubes, counters or objects to aid understanding.</p> 	<p>Children will use number lines to show grouping</p>  <p>Children will dividing by grouping using the bar model.</p> <p>The children will be given a number or picture representatives. This will represent the whole. They then need to split the whole into the number of groups they are dividing by and work out how many would be in each.</p> 	<p>There are 12 flower bulbs. Plant 3 in each pot. How many pots are there?</p> <p><math>12 \div 3 = 4</math></p> <p>There are 12 flower bulbs. Plant 4 in each pot. How many pots are there?</p> <p><math>12 \div 4 = 3</math></p>
<p>To use related multiplication and division facts using the inverse for the 2, 3, 5 and 10 times table.</p>	<p>Children will use concrete resources, including cubes to represent arrays. These will then form part of the learning process to explain number related facts and begin to write these in number form.</p> <p><math>2 \times 4 = 8</math>    <math>4 \times 2 = 8</math>    <math>8 \div 2 = 4</math>    <math>8 \div 4 = 2</math></p> 	<p>Children will use pictorial representations to solve missing number facts that demonstrate related facts.</p> 	<p>Children will show all 8 related number sentences to demonstrate related facts.</p> <p><math>2 \times 4 = 8</math> <math>4 \times 2 = 8</math> <math>8 \div 2 = 4</math> <math>8 \div 4 = 2</math> <math>8 = 2 \times 4</math> <math>8 = 4 \times 2</math> <math>2 = 8 \div 4</math> <math>4 = 8 \div 2</math></p>



Diagram illustrating the components of a division equation:

- 35**: Dividend
- ÷**: Division Symbol
- 7**: Divisor
- =**: Equal sign
- 5**: Quotient





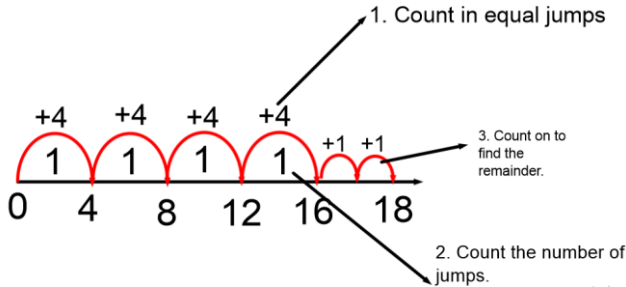
**Key Vocabulary:** groups of times, repeated addition, division, dividing, divide, divided by, divided into left, left over, remainder grouping sharing, share, share equally one each, two each, three each ... ten each group in pairs, threes ... tens equal groups of, halving, array row, column, number patterns, division fact

6

Barby CE Primary School Calculation Policy- Division

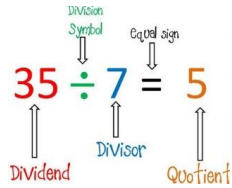
35 ÷ 7 = 5

Labels: Dividend (35), Division Symbol (÷), Divisor (7), Equal sign (=), Quotient (5)


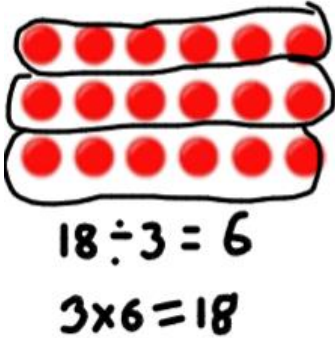
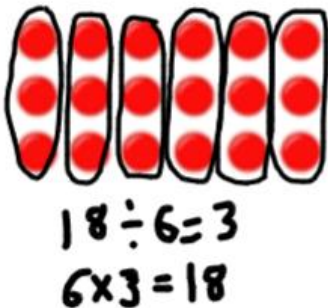
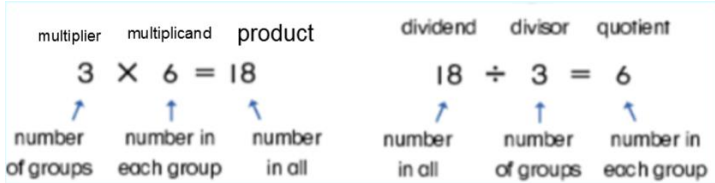

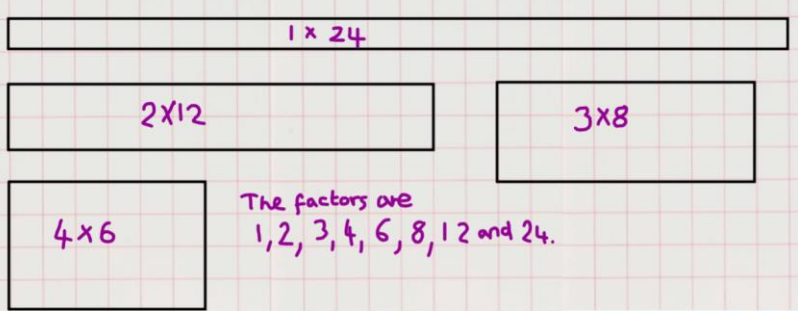
<p>To use arrays to divide.</p>	<p>Children will link division to multiplication by using arrays. They will begin writing numbers sentences to show what they can create.</p>  <div><math>6 \times 4 = 24</math><math>4 \times 6 = 24</math><math>24 \div 6 = 4</math><math>24 \div 4 = 6</math></div>	<p>Children will draw or be given a pictorial representation of an array. They will circle the array to split it into groups to make multiplication and division sentences.</p> <div><math>24 \div 6 = 4</math></div> <p><b>STEM:</b> I know <math>24 \div 6 = 4</math> because 6 groups of 4 equals 24</p>	<p>Children will find the inverse of multiplication and division sentences by creating linking number sentences.</p> <div><math>6 \times 4 = 24</math><math>4 \times 6 = 24</math><math>24 \div 6 = 4</math><math>24 \div 4 = 6</math></div>
<p>To divide with whole numbers and represent remainders.</p>	<p>Children will use a range of concrete resources to divide between groups and see what is left over.</p> <div><math>18 \div 4 = 4 \text{ r } 2</math></div>	<p>Children will use a number line to jump forward in equal jumps. They will then see how many more they need to jump to find the remainder.</p> <div><math>18 \div 4 = 4 \text{ r } 2</math></div>	<p>Children will complete written division number sentences using the division symbol and r to represent the remainder.</p> <div><div>divisor</div><math>18 \div 4 = 4 \text{ r } 2</math><div>dividend      quotient      remainder</div></div>

Barby CE Primary School Calculation Policy- Division

Year 4

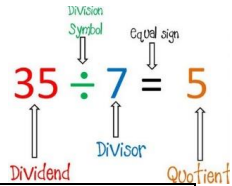


Key Vocabulary: factors, multiples, groups of, share, share equally, equal groups, division, divide, divided by, divided into, left, left over, remainder, array.

Objective & Strategy	Concrete	Pictorial	Abstract
To recall multiplication and division facts for multiplication tables up to 12x 12.	<p>Children continue to deepen their understanding of the link between multiplication and division and use physical objects to find related facts.</p> <p><math>3 \times 6 = 18</math>    <math>18 \div 3 = 6</math>    <math>6 \times 3 = 18</math>    <math>18 \div 6 = 3</math></p> 	<p>Children represent an array pictorially then find the associated multiplication and division facts by sorting into equal groups.</p>  	<p>Children apply their understanding of inverse relationships to write related multiplication and division statements.</p> <p><math>3 \times 6 = 18</math>                      <math>18 = 3 \times 6</math> <math>6 \times 3 = 18</math>                      <math>18 = 6 \times 3</math> <math>18 \div 3 = 6</math>                      <math>6 = 18 \div 3</math> <math>18 \div 6 = 3</math>                      <math>3 = 18 \div 6</math></p> <p>They use associated vocabulary correctly and know what each number represents in the calculation.</p> 
To recognise and use factor pairs and commutativity in mental calculations.	<p>Children use physical objects to create arrays to support their understanding of factors.</p> <p><b>Factors of 24</b></p> 	<p>Children investigate finding all factors of a number by drawing arrays.</p> <p><b>Factors of 24</b></p> 	<p>Children use their knowledge of multiplication and division facts to find factors of numbers.</p> <p><b>Factors of 24</b></p> <p><math>1 \times 24 = 24</math> <math>2 \times 12 = 24</math> <math>3 \times 8 = 24</math> <math>4 \times 6 = 24</math></p>



Barby CE Primary School Calculation Policy- Division

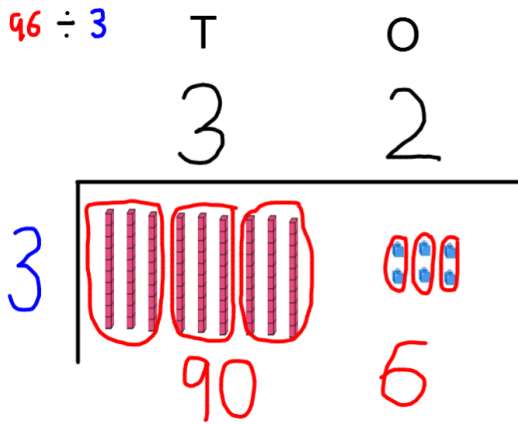


To use a formal written method of short division (bus stop method).

2/ 3 digit ÷ 1 digit number (exact answers- no remainders)

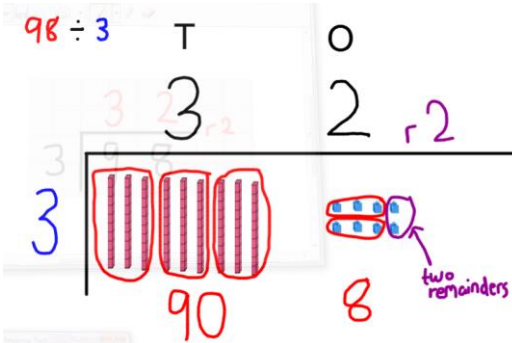
Children represent division calculations using concrete materials such as base 10 and place value counters.

The children partition the dividend and put inside the bus stop then divide each part by the divisor. The quotient is then recorded on the top line.



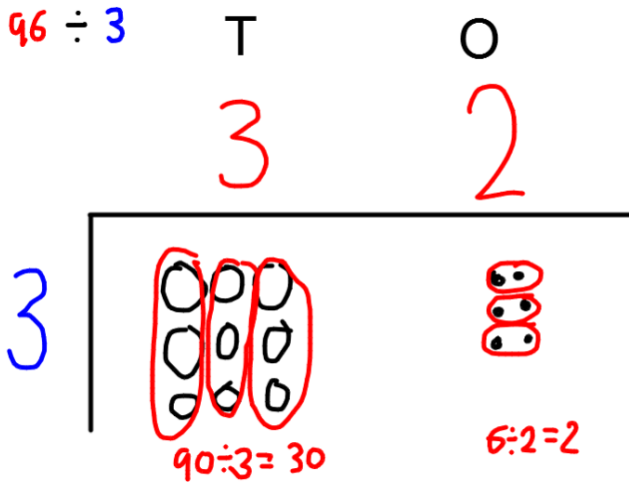
They begin to explore calculations involving simple remainders.

98 ÷ 3 = 32 r2



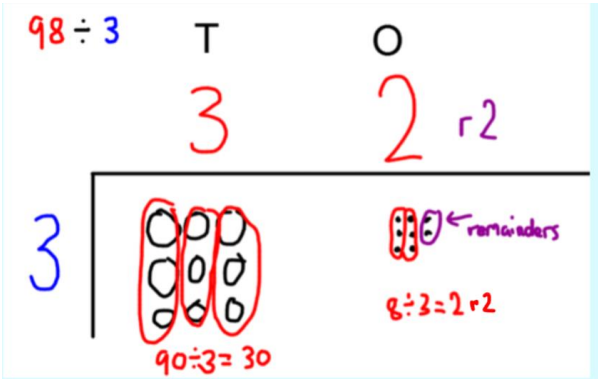
2 or 3 digit divided by a 1 digit number (simple remainders)

Children represent division calculations using informal jottings and pictorial representations.



They begin to explore calculations involving simple remainders.


98 ÷ 3 = 32 r2



In Year 4 children divide numbers up to 3 digits by a 1 digit numbers with exact answers.

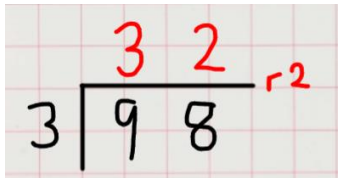
The children are introduced to the bus stop method as a formal written method.

96 ÷ 3 = 32



Once children have a secure understanding, they begin to understand how to record calculations with simple remainders.

98 ÷ 3 = 32 r2

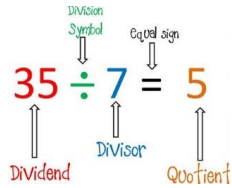


Children apply their knowledge of division to word problems.


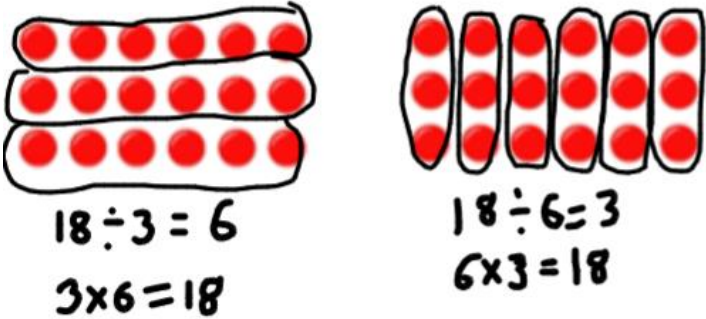
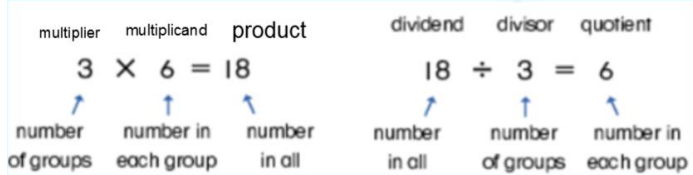

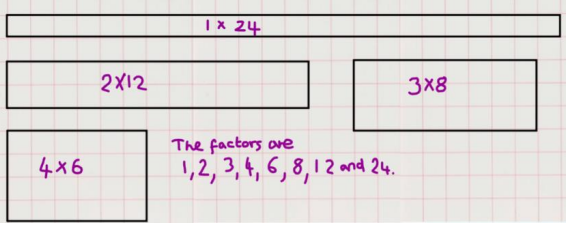
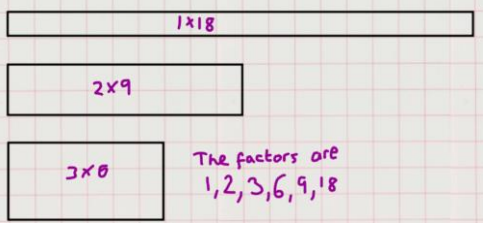
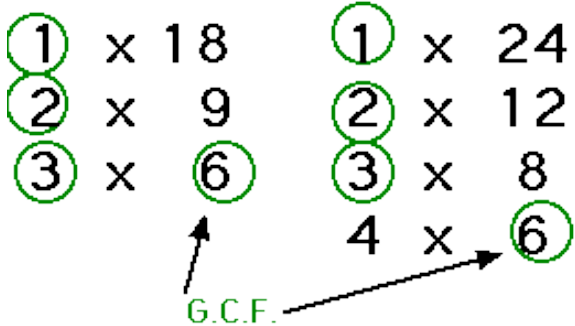
Arron has 77 seeds. He plants 4 seeds in each plant pot. How many pots does he need?

Barby CE Primary School Calculation Policy- Division

Year 5


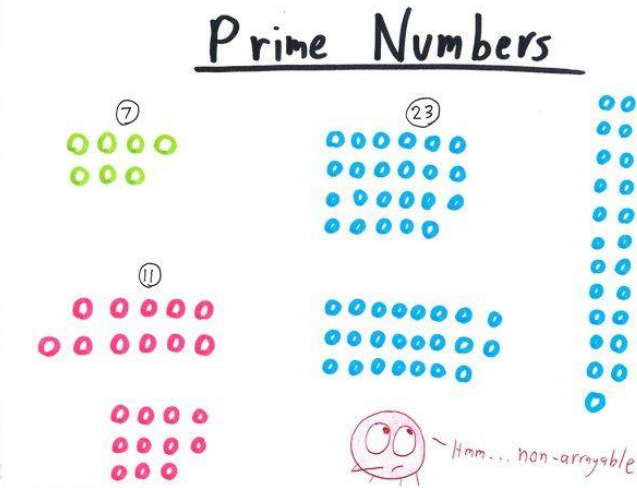
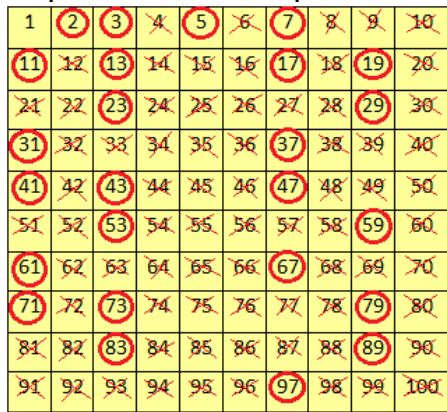

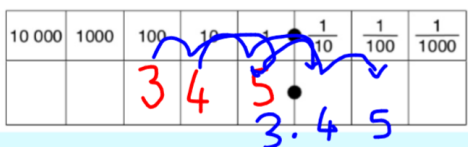
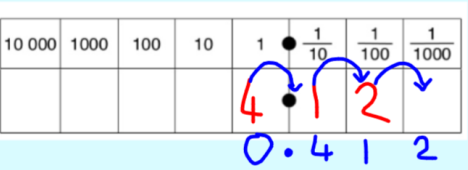


Key Vocabulary: factors, multiples, groups of, share, share equally, equal groups, division, divide, divided by, divided into, left, left over, remainder, array, prime numbers, composite numbers.

Objective & Strategy	Concrete	Pictorial	Abstract
<p>To recall multiplication and division facts for multiplication tables up to 12x 12.</p>	<p>Children continue to deepen their understanding of the link between multiplication and division and use physical objects to find related facts.</p> <p><math>3 \times 6 = 18</math>    <math>18 \div 3 = 6</math>    <math>6 \times 3 = 18</math>    <math>18 \div 6 = 3</math></p> 	<p>Children represent an array pictorially then find the associated multiplication and division facts by sorting into equal groups.</p> 	<p>Children apply their understanding of inverse relationships to write related multiplication and division statements.</p> <p><math>3 \times 6 = 18</math>                      <math>18 = 3 \times 6</math> <math>6 \times 3 = 18</math>                      <math>18 = 6 \times 3</math> <math>18 \div 3 = 6</math>                      <math>6 = 18 \div 3</math> <math>18 \div 6 = 3</math>                      <math>3 = 18 \div 6</math></p> <p>They use associated vocabulary correctly and know what each number represents in the calculation.</p> 
<p>To recognise and use factor pairs of a number and find common factors of two numbers.</p>	<p>Children use physical objects to create arrays to support their understanding of factors.</p> <p><b>Find the common factors of 18 and 24</b></p> <p><u>Factors of 24</u>                      <u>Factors of 18</u></p>  <p>The common factors are 1, 2, 3 and 6.</p>	<p>Children investigate finding factors by drawing arrays to find all solutions. They then find factors which belong to both numbers.</p> <p><b>Find the common factors of 18 and 24</b></p> <p><u>Factors of 24</u></p>  <p><u>Factors of 18</u></p>  <p>The common factors are 1, 2, 3 and 6.</p>	<p>Children use multiplication and division facts to find factors of numbers.</p> <p><b>Find the common factors of 18 and 24</b></p> <p><u>Factors of 18</u>                      <u>Factors of 24</u></p>  <p>The common factors are 1, 2, 3 and 6.</p> <p>This three-digit number has 2 and 7 as factors.</p> <p>2 9 4</p> <p>Write another three-digit number which has 2 and 7 as factors.</p> <div><div></div><div></div><div></div></div>

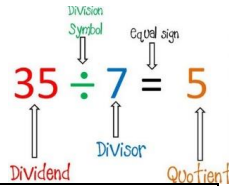
# Barby CE Primary School Calculation Policy- Division

$$\begin{array}{c} \text{Dividend} \uparrow \quad \text{Division Symbol} \downarrow \quad \text{Equal sign} \downarrow \\ 35 \div 7 = 5 \\ \text{Divisor} \uparrow \quad \text{Quotient} \uparrow \end{array}$$

<p>To establish whether a number up to 100 is prime and recall prime numbers up to 19.</p>	<p>Children find prime numbers and composite (non-prime numbers) by using arrays. They understand that composite numbers form arrays and prime numbers cannot be arranged into arrays.</p> 	<p>Children use jottings and pictorial representations to investigate composite and prime numbers.</p> <p style="text-align: center;"><u>Prime Numbers</u></p> 	<p>Children use their knowledge of multiples and factors to find the prime numbers up to 100. They eliminate numbers that have factors other than 1. They can recall all prime numbers up to 19.</p> 
<p>To divide whole numbers and those involving decimals by 10, 100 and 1,000</p>	<p>Children use resources to understand what 10, 100 and 1000 times bigger looks like.</p>  <p>3 is ten times smaller than 30. 30 is ten times smaller than 300. 3 is one hundred times smaller than 300.</p>	<p>Children use place value grids to divide numbers by 10, 100 and 1000s. They understand the movement of the digits on the place value grid.</p> <p style="text-align: center;"><b>Dividing</b></p> <p>÷ 10    digits move RIGHT 1 space ÷ 100    digits move RIGHT 2 spaces ÷ 1000    digits move RIGHT 3 spaces</p> <p style="text-align: center;">➔</p> <p style="text-align: center;"><math>345 \div 100 = 3.45</math></p>  <p>They apply this knowledge to decimal numbers.</p> <p style="text-align: center;"><math>4.12 \div 10 = 0.412</math></p> 	<p>Children apply their knowledge of place value to divide numbers by 10, 100 and 1000, including decimal numbers.</p> <p><math>3450 \div 10 = 345</math>  <math>345 \div 100 = 3.45</math>  <math>2.67 \div 10 = 0.267</math>  <math>12.7 \div 1000 = 0.0127</math></p> <p>They apply their understanding to more complex number puzzles and word problems.</p> <p>Circle the number that is 10 times greater than nine hundred and seven.</p> <p style="text-align: center;">9,700      907      9,007      970      9,070</p> <p>Write the missing number to make this division correct.</p> <p style="text-align: center;"><math>75 \div \boxed{\phantom{000}} = 7.5</math></p> <p>A PS4 is on for sale at a tenth of its original price. It usually costs £450.90. How much is it at the sales?</p>



Barby CE Primary School Calculation Policy- Division



To use a formal written method of short division (bus stop method).

Numbers up to 4 digits ÷ 1 digit number (with remainders)

Children represent division calculations using concrete materials such as base 10 and place value counters.

The children partition the dividend and put inside the bus stop then divide each part by the divisor. The quotient is then recorded on the top line. The children work with numbers that involve remainders.

98 ÷ 7 = 14

98 ÷ 7    T    O

1    4

432 ÷ 5 = 86 r2

432 ÷ 5    H    T    O

0    8    6    r2

Children represent division calculations using informal jottings and pictorial representations. The children recognise remainders.

98 ÷ 7 = 14

98 ÷ 7    T    O

1    4

432 ÷ 5 = 86 r2

432 ÷ 5    H    T    O

0    8    6    r2

In Year 5 children divide numbers up to 4 digits by a 1 digit number, including calculations involving remainders. The children continue to use the bus stop method as a formal method of written calculation.

98 ÷ 7 becomes

432 ÷ 5 becomes

1 4

8 6 r2

7 9 8

5 4 3 2

Answer: 14

Answer: 86 remainder 2

Children are expected to interpret non-integar answers by expressing results as fractions ( $432 \div 5 = 86 \frac{2}{5}$ ), decimals ( $432 \div 5 = 86.4$ ) or by rounding ( $432 \div 5 = 86.4 \approx 86$  sweets) according to the context.

Children apply their knowledge using word problems and number puzzles.

A spoonful is 5ml.



Write in the missing digit.

The answer **does not** have a remainder.

2 6

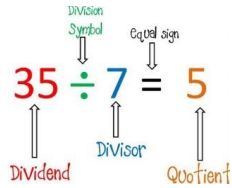
3 8

How many spoonfuls can you get from this bottle?



Barby CE Primary School Calculation Policy- Division

Year 6


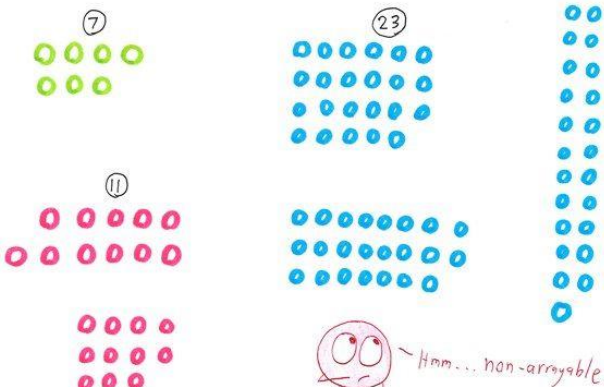
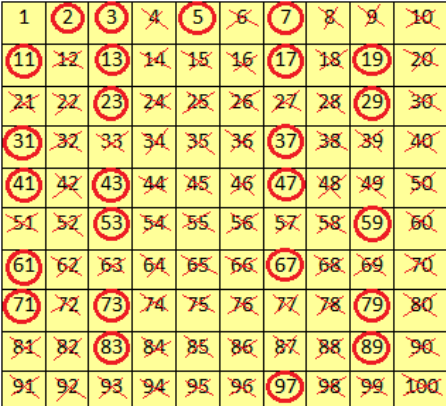
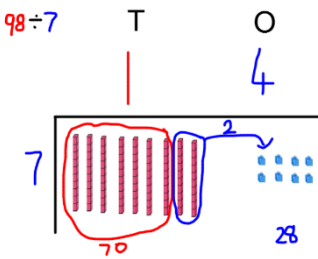
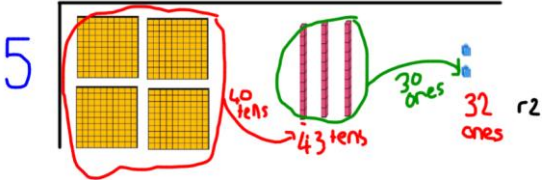
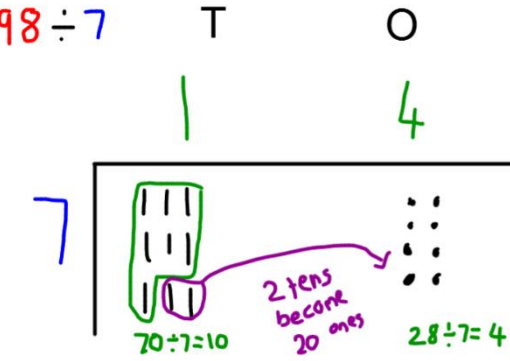
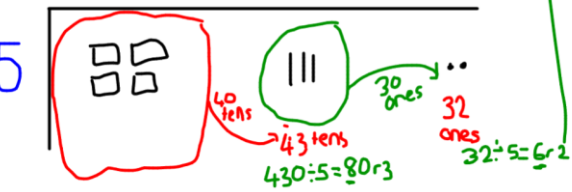
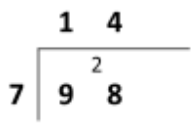
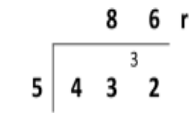


Key Vocabulary: factors, multiples, groups of, share, share equally, equal groups, division, divide, divided by, divided into, left, left over, remainder, array.

Objective & Strategy	Concrete	Pictorial	Abstract
<p>To recall multiplication and division facts for multiplication tables up to 12x 12.</p>	<p>Children continue to deepen their understanding of the link between multiplication and division and use physical objects to find related facts.</p> <p><math>3 \times 6 = 18</math>    <math>18 \div 3 = 6</math>    <math>6 \times 3 = 18</math>    <math>18 \div 6 = 3</math></p>	<p>Children represent an array pictorially then find the associated multiplication and division facts by sorting into equal groups.</p>	<p>Children apply their understanding of inverse relationships to write related multiplication and division statements.</p> <p><math>3 \times 6 = 18</math>    <math>18 = 3 \times 6</math> <math>6 \times 3 = 18</math>    <math>18 = 6 \times 3</math> <math>18 \div 3 = 6</math>    <math>6 = 18 \div 3</math> <math>18 \div 6 = 3</math>    <math>3 = 18 \div 6</math></p> <p>They use associated vocabulary correctly and know what each number represents in the calculation.</p>
<p>To identify common factors.</p>	<p>Children use physical objects to create arrays to support their understanding of factors.</p> <p><b>Find the common factors of 18 and 24</b></p> <p><u>Factors of 24</u></p> <p><u>Factors of 18</u></p> <p>The common factors are 1, 2, 3 and 6.</p>	<p>Children investigate finding all factors of a number by drawing arrays. They then find factors which are the same in both numbers.</p> <p><b>Find the common factors of 18 and 24</b></p> <p><u>Factors of 24</u></p> <p><u>Factors of 18</u></p> <p>The common factors are 1, 2, 3 and 6.</p>	<p>Children use their knowledge of multiplication and division facts to find factors of numbers.</p> <p><b>Find the common factors of 18 and 24</b></p> <p><u>Factors of 18</u></p> <p><math>1 \times 18</math> <math>2 \times 9</math> <math>3 \times 6</math></p> <p><u>Factors of 24</u></p> <p><math>1 \times 24</math> <math>2 \times 12</math> <math>3 \times 8</math> <math>4 \times 6</math></p> <p>The common factors are 1, 2, 3 and 6.</p>

# Barby CE Primary School Calculation Policy- Division

$35 \div 7 = 5$   
 Dividend: 35, Divisor: 7, Quotient: 5

<p>To establish whether a number up to 100 is prime and recall prime numbers up to 19.</p>	<p>Children find prime numbers and composite (non-prime numbers) by using arrays. They understand that composite numbers form arrays and prime numbers cannot be arranged into arrays.</p> 	<p>Children use jottings and pictorial representations to investigate composite and prime numbers.</p> <p><u>Prime Numbers</u></p> 	<p>Children use their knowledge of multiples and factors to find the prime numbers up to 100. They eliminate numbers that have factors other than 1. They can recall all prime numbers up to 19.</p> 
<p>To use a formal written method of short division (bus stop method).</p> <p>Larger numbers <math>\div</math> 1 digit number (involving remainders)</p>	<p>Children represent division calculations using concrete materials such as base 10 and place value counters.</p> <p>The children partition the dividend and put inside the bus stop then divide each part by the divisor. The quotient is then recorded on the top line. The children work with numbers that involve remainders.</p> <p><math>98 \div 7 = 14</math></p>  <p><math>432 \div 5 = 86 \text{ r}2</math></p> 	<p>Children represent division calculations using informal jottings and pictorial representations. The children will recognise remainders.</p> <p><math>98 \div 7 = 14</math></p>  <p><math>432 \div 5 = 86 \text{ r}2</math></p> 	<p>In Year 6 children divide larger numbers by a 1 digit number with calculations involving remainders. The children continue to use the bus stop method as a formal method of written calculation.</p> <p><math>98 \div 7</math> becomes</p>  <p>Answer: 14</p> <p><math>432 \div 5</math> becomes</p>  <p>Answer: 86 remainder 2</p> <p>Children are expected to interpret non-integar answers by expressing results as fractions (<math>432 \div 5 = 86 \frac{2}{5}</math>), decimals (<math>432 \div 5 = 86.4</math>) or by rounding (<math>432 \div 5 = 86.4 \approx 86</math> sweets) according to the context.</p> <p>Children apply their knowledge using word problems and number puzzles.</p> <p>Sharon buys a pack of 24 cans of lemonade for £6. How much does each can cost?</p> <p>Write the missing number.</p> <p><math>70 \div \boxed{\phantom{00}} = 3.5</math></p> <p>Write the missing number in each calculation.</p> <p><math>25 \div \boxed{\phantom{00}} = 3 \text{ remainder } 4</math></p>



# Barby CE Primary School Calculation Policy- Division

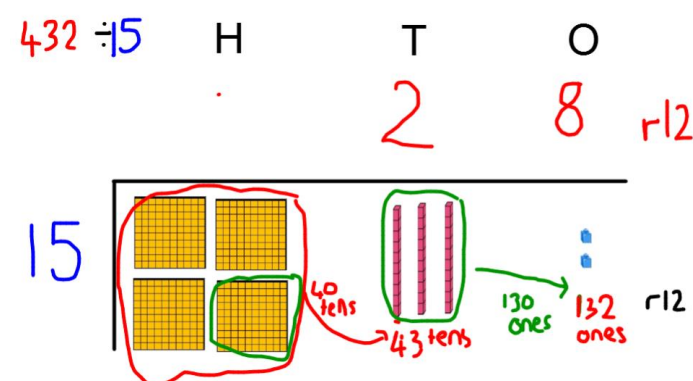
$35 \div 7 = 5$   
 Division Symbol    Equal sign  
 Dividend    Divisor    Quotient

To use a formal written method of long division (bus stop method).

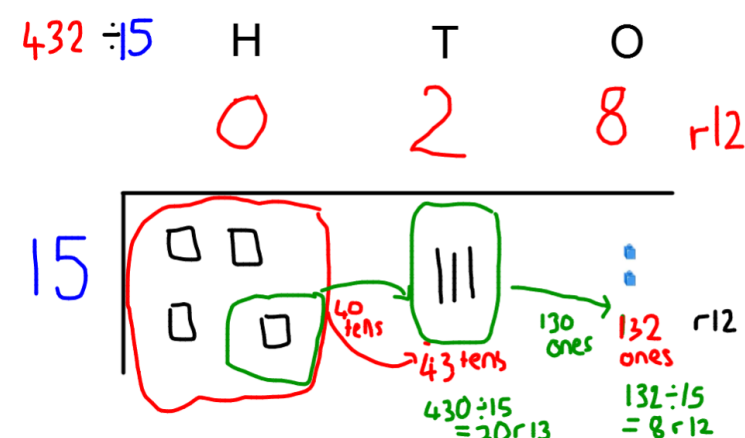
Divide larger numbers  $\div$  2 digit numbers (involving remainders)

Children represent division calculations using concrete materials such as base 10 and place value counters.

The children partition the dividend and put inside the bus stop then divide each part by the divisor. The quotient is then recorded on the top line.



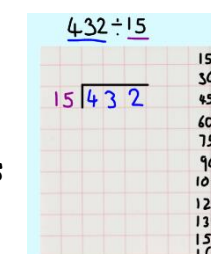
Children represent division calculations using informal jottings and pictorial representations.



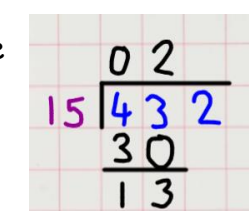
The children use the bus stop method as a formal method of written calculation. They use their understanding of the pictorial and concrete stages to understand the value of each number.

$432 \div 15 = 28 \text{ r}12$ .

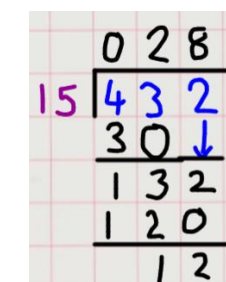
**Step one:** Children will put the calculation into the bus stop grid and list their multiples of the divisor.



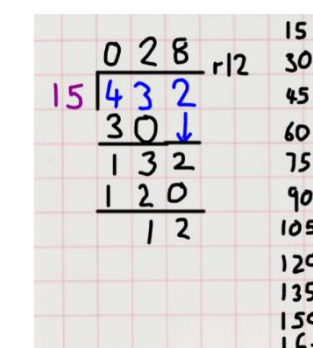
**Step 2:** Start with the hundreds. The divisor doesn't divide into 4 so combine the 4 hundred with the 3 tens (430). Use the multiples of 15 to calculate the nearest multiple. Two  $\times$  15 is 30. Record this underneath, put the 2 on the top then subtract.



**Step 3:** The divisor does divide into 13 so combine the 13 tens with the 2 ones (132). Use the multiples of 15 to calculate the nearest multiple. 8  $\times$  15 is 120. Record this underneath, put the 8 on the top then subtract.



**Step 4:** The number left is your remainder, record this with your answer  $432 \div 15 = 28 \text{ r}12$ .



Children are expected to interpret non-integar answers by expressing results as fractions ( $432 \div 15 = 28 \frac{12}{15} = 28 \frac{4}{5}$ ), decimals ( $432 \div 15 = 28.8$ ) or by rounding ( $432 \div 15 = 28.8 \approx 29$  cars) according to the context.